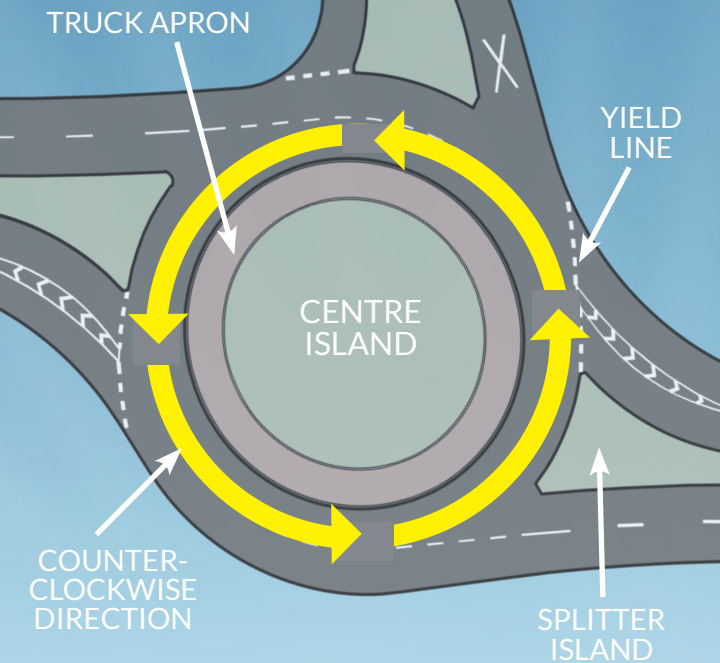


How to use

ROUNDABOUTS



COUNTY RD. 22 AND COUNTY RD. 2
LAKESHORE, ON



County of
Essex

www.countyofessex.on.ca

A new multi-lane roundabout in the County of Essex

The County of Essex is pleased to announce the opening of a new roundabout in Lakeshore. Located at the intersection of County Road 22

and County Road 2, this new facility will improve traffic flow, ease congestion, and make it easier and safer for drivers to navigate this busy intersection.

Quick tips for safe use of a roundabout

Choose your lane in advance of the roundabout.

Slow down, yield to pedestrians.

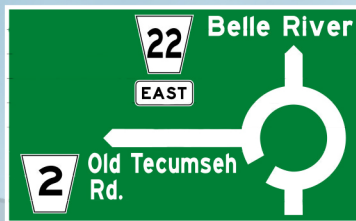
Yield to traffic that is already in the roundabout.

Give trucks plenty of room.

Do not stop, pass or change lanes in the roundabout.

Keep to the right of the centre island and travel in a counter-clockwise direction.

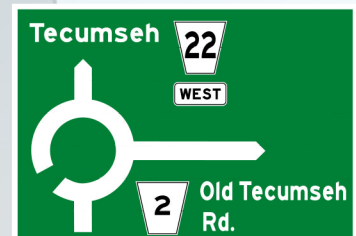
Emergency vehicles: If an emergency vehicle approaches while you are in the roundabout, take your intended exit and proceed beyond the splitter island before pulling over to the right.



Navigate through the roundabout

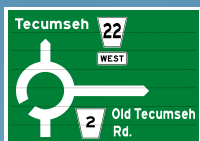
- ▼ Yield to all circulating traffic (don't merge) when you enter a roundabout.
- ▼ Yield means the other drivers in the roundabout have the right of way.
- ▼ Drivers approaching a roundabout should wait for a safe gap in traffic before entering.

**NOW
OPEN IN
LAKESHORE**



County of
Essex

What do the signs mean?



Directional guide signs show the exits and where they will take you.



Yield to all traffic in the roundabout, wait for an adequate gap, then enter the circulatory roadway.



Choose the correct lane based on the direction you want to go. Left turns are to be made from the left lane.



Slow down; you are approaching a roundabout.



For more information, visit our website
www.countyofessex.on.ca
or contact:



County of
Essex

The County of Essex
360 Fairview Ave W.
Essex, ON N8M 1Y6
519-776-6441